



Veronica Morris, PhD

Elaine Malkin

BOARD OF DIRECTORS

Chanda Hagen

Bradley W. Morris, MA, CPhil

1651 SANDPIPER DR  
 ROCK HILL SC 29732  
 USA  
 (805) 876-4256  
 info@psych.dog  
 www.psychdogpartners.org



## Financial Report

### FY 2016–2017 (July 1st, 2016–June 30th, 2017)

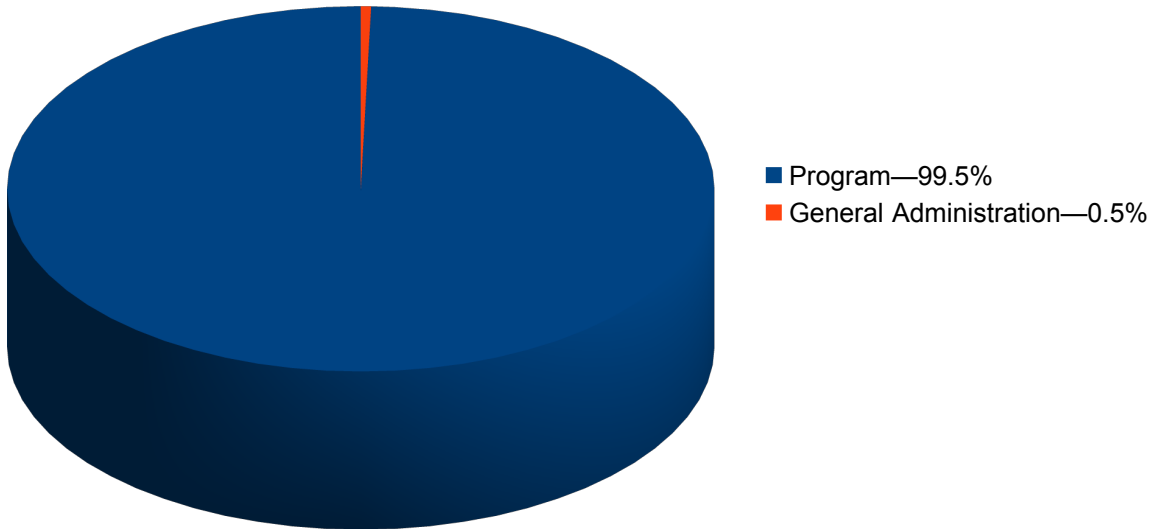
|                                      |              |
|--------------------------------------|--------------|
| Beginning balance from FY 2015–2016: | \$2,523.90   |
| Income:                              | \$12,980.53  |
| Expenses:                            | -\$11,837.64 |
| Ending Balance:                      | \$3,666.79   |

| <u>Expenses</u>         |             | <u>% sub-cat.</u> | <u>% overall exp.</u> |
|-------------------------|-------------|-------------------|-----------------------|
| Program:                | \$11,782.17 |                   | 99.5%                 |
| Peer Guidance Group:    | \$49.92     | 0.4%              | 0.4%                  |
| Advocacy:               | \$8,629.94  | 73.2%             | 72.9%                 |
| Education/outreach:     | \$673.72    | 5.7%              | 5.7%                  |
| Convention:             | \$2,383.64  | 20.2%             | 20.1%                 |
| Website:                | \$44.95     | 0.4%              | 0.4%                  |
| General Administration: | \$55.47     |                   | 0.5%                  |
| Financial services:     | \$55.47     | 100%              | 0.5%                  |

| <u>Income</u>         |            | <u># of entries</u> | <u>% overall inc.</u> |
|-----------------------|------------|---------------------|-----------------------|
| Public:               | \$3,334.99 | 37                  | 25.7%                 |
| Charity:              | \$901.02   | 11                  | 6.9%                  |
| Related Activities:   | \$1,115.00 | 20                  | 8.6%                  |
| Unrelated Activities: | \$0        | 0                   | 0%                    |
| Government:           | \$7,629.52 | 6                   | 58.8%                 |

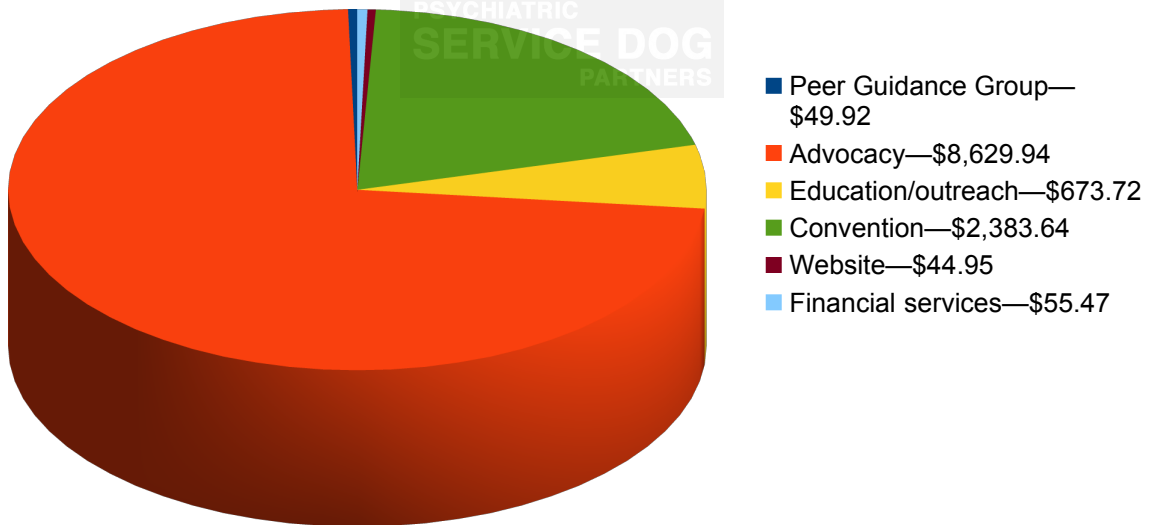
### FY 2016–17 Expenses

—program vs. non-program—

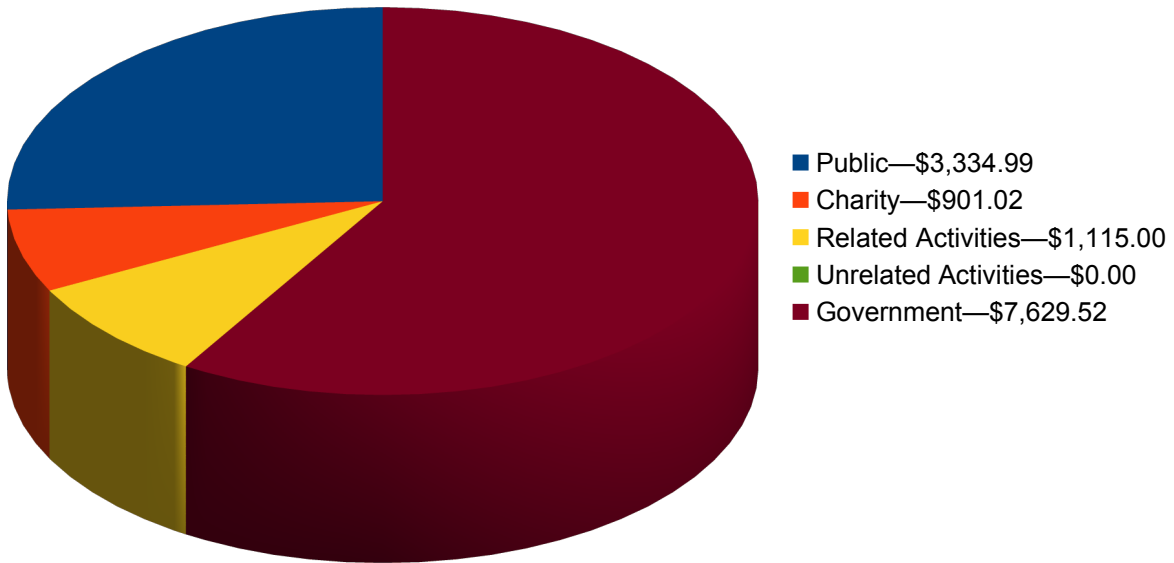


### FY 2016–17 Expenses

—all categories—



## FY 2016–17 Income



### Notes

PSDP's 2016–17 fiscal year was unusual due to the participation of our Director of Government Relations (Brad Morris) in the United States Department of Transportation's negotiated rulemaking process to update service animal flight laws. Mr. Morris received a scholarship to participate, and thus PSDP received over \$7,000 toward this end. PSDP spent additional money associated with this activity on incidentals such as telephone expenses for the many conference calls involved.

As usual, since PSDP remained an all-volunteer group, overhead expenses were extremely low, with program expenses totaling 99.5% of total expenses. Around 70% is considered high in the nonprofit industry, so we thank our volunteers for enabling chart-topping fiscal behavior. Donors can remain confident their money is well-managed with PSDP.